

What is a HAWK beacon?

Named using an abbreviation for **H**igh intensity **A**ctivated cross**W**alk, a HAWK beacon is a pedestrian-activated signal used to improve safety at crosswalks located mid-block on high-traffic roadways.

How does a HAWK beacon work?

The HAWK beacon uses a set of three steady or flashing lights—two red and one yellow—to warn and control vehicle traffic when a pedestrian is preparing to cross at a mid-block crosswalk.

Because HAWK beacons are pedestrian-controlled and only light up when someone is using the crosswalk, they help maintain the flow of regular traffic on the roadway.

How effective are HAWK beacons at improving safety?

According to the Federal Highway Administration,* HAWK beacons reduce pedestrian collisions at crosswalks by up to 69 percent, and overall roadway collisions by up to 29 percent at locations where they are installed.

For those who aren't yet familiar with HAWK signal operations, inside are a few helpful guidelines for vehicles and pedestrians.

**Source: U.S. Department of Transportation Federal Highway Administration (https://safety.fhwa.dot.gov/provencountermeasures/fhwa_sa_12_012.cfm)*



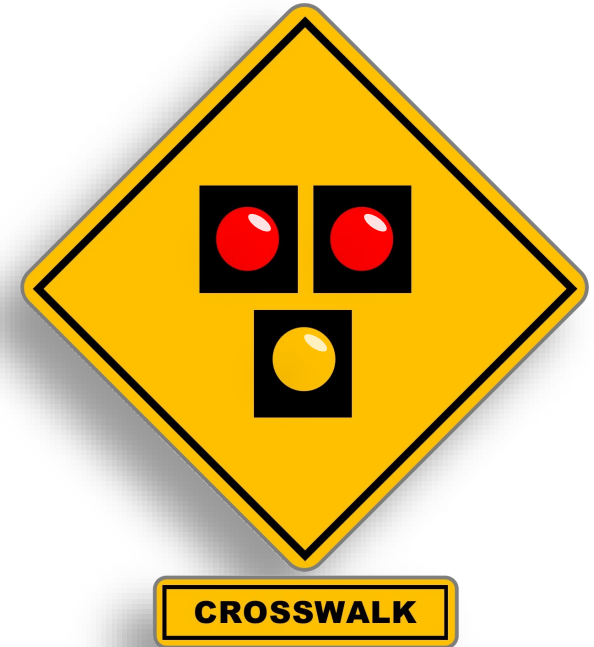
City of Spokane Valley
Community & Public Works Department
11707 E. Sprague Avenue, Suite 106
Spokane Valley, WA 99206
509-720-5000
www.spokanevalley.org

June 2017

HAWK

Crosswalk Beacons

a guide for
drivers and pedestrians




COMMUNITY AND PUBLIC WORKS

What drivers see:

What it means for drivers:

For pedestrians:

**SIGNAL IS DARK
NO LIGHTS**




PROCEED WITH CAUTION
The signal has not been activated.



STOP. Press the button and wait to cross.

**ONE
FLASHING YELLOW
LIGHT**




**BEGIN SLOWING AND PREPARE
TO STOP.**




**WAIT TO CROSS
UNTIL THE WALK
FIGURE APPEARS.**

**ONE
STEADY YELLOW
LIGHT**




STOP.
The light is changing to red.



WALK. Check to
be sure vehicles have
stopped before
crossing.

**TWO
STEADY RED
LIGHTS**




REMAIN STOPPED.
Pedestrians are using the crosswalk.



**DON'T START—
FINISH
CROSSING.** The
signal flashes,
counting down the
time you have left to
cross.

**TWO ALTERNATING
FLASHING RED
LIGHTS**



**PULL UP TO THE CROSSWALK STOP
LINE AND STOP.** Drivers **MUST** stop
and verify that the crosswalk is clear
before proceeding.



STOP. The period
for crossing has
completed.